

Exploring Easter



- ◆ Rocky Road recipe
- ◆ An Eggsperiment for Easter
- ◆ Easter Scavenger Hunt
- ◆ Easter games
- ◆ Simple Easter card
- ◆ Eggbox flowers





In the time of Jesus, most people walked wherever they wanted to go. There were two types of roads. Roman roads were wide, built with good stones. But the local roads were muddy and rocky. The Bible tells us Jesus visited many places, walking from one place to another.

Rocky Road Recipe

Ingredients

200g plain biscuits (e.g. digestive, rich tea)

135g butter or margarine

200g chocolate (dark is best)

2 -3 tbsps golden syrup

100g marshmallows (either chopped up or mini ones)

Other fillings of your choice - dried fruit - raisins/sultanas/cranberries, nuts, popcorn or honeycomb

How to make your Rocky Road



Line a square 18cm tin with baking paper



Put all the biscuits in a sandwich bag and hit them with a rolling pin so that they break into small pieces.



Place the butter, chocolate and golden syrup in a large pan. Heat the pan gently and stir, so that all the ingredients melt and blend together and there are no lumps left. Put on one side to cool



Now add the biscuits and up to 100g of other ingredients to your pan, ensuring everything is coated in chocolate.



Add your marshmallows last, otherwise they may melt if the chocolate mixture is too hot.



Now tip all the mixture into your lined baking tin. Make sure you spread it out to fill the corners. Put in the fridge and chill for at least 2 hours.



Cut your rocky road into 16 equal squares.

AN EGGSPERIMENT FOR EASTER



What you will need:

3 eggs - even sized (not hard boiled)

Plastic bottle caps (2 per egg) so they don't roll

Heavy items to place on top of the eggs (e.g. books)

What to do

Give each egg a bottle cap on the bottom and one on the top. What can one hold? Test the eggshell strength, before moving onto all three.

Place the eggs with caps on in a triangle. Start stacking books and see how much they can hold. (just in case you can place some card underneath)

Why are eggs so strong?

Why are they a part of the Easter tradition?

Eggs unfortunately do not have super powers, they simply have the power of their oval shape. Its uniqueness distributes any weight placed on top to the whole egg. The thinness lets them break when the chick's tooth pecks it open.

In Christian times the egg became a symbol of the rock tomb of which Christ emerged into new life.

This experiment shows the awesomeness of creation and the complexity of how things are made by God the greatest of all designers.

The egg is food and the beginning of life for the chick and just like the chick we too can break out of our shells and have new life with Jesus.

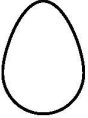

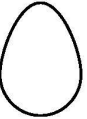
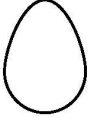
Happy Easter!



Easter Scavenger Hunt

All the items in the scavenger hunt are linked to Easter, why not see how many you can find? Then for extra points see if you can work out which are a part of The Christian Easter Story.



- A large leaf 
- Spring Flower 
- Egg (Chocolate or normal) 
- Something that smells nice 
- Something to eat or drink 
- Bunny 
- A Cross 
- Baby Chick 
- A stone 
- Something that make you happy 



Turn over to see which are a part of the story



The bits connected to the Easter Story



A large leaf - People waved palm leaves when Jesus rode into Jerusalem

Something to eat or drink - When Jesus ate with the disciples he took the bread and broke it and drank the wine

A Cross - Jesus was placed on the cross

Something that smells nice - The women came to put spices on Jesus' body

A Stone - Jesus was placed in a tomb with a stone rolled over the entrance

Something that makes you happy - on Easter day we celebrate that Jesus rose again and is alive, it is a happy day



Easter Games

EGG AND BALLOON RACE

You know the game, egg and spoon race? Well this is exactly the same except you use balloons instead of eggs!

Don't let the balloon fall off the spoon otherwise the kids have to go back to the starting line. And no cheating! The kids have to race with the other hand behind their back.

Play the game as a relay. The first team to finish is the winner.

BALLOON BETWEEN THE KNEES RACE

Yes, this is exactly as it sounds.

This game can be played as individual's or as groups depending how many kids you have.

Individual's: Stand the kids in a line and give them each a balloon to place between their legs. The kids have to race to the finishing line without loosing or popping their balloon.

Groups: Played in the same way, except divide the kids into teams have them run the race as a relay.

Pin The Palm Leaf on the Donkey

Print off a donkey picture and some pictures of palm leaves. Pin the donkey up on a wall and put a little blue tack on the back of the palm leaves.

Get a piece of cloth as a blind fold and cover eyes, give a palm leaf and see who is closest the where the tail should be.



Simple Easter Cards



Required: Blank Cards and Envelopes

Pens

Easter Stickers (including crosses)

Child Friendly Glue



This is a simple fun craft that anyone can get involved with no matter what their age or skill level is, simply pick up a blank card and envelope and get creating.

Supplies can be found in places like Hobbycraft, Range, The Works or try online at Amazon, Bakerross, Crafty Crocodiles



Egg box Flowers



Required: Egg Boxes

Paper Straws

Paints / Pens

Mini Pom Poms

Scissors / cellotape / glue

To Make: Cut the egg boxes to create the flower shape. Then paint or colour as desired. When dry attach the straw to the back and stick the pom pom on the front.

